

Luxator[®]

By DIRECTA

Directa's products are developed, tested and evaluated by our elected team of highly-qualified and renowned Swedish and international dentists with the aim of making life easier for the dentist in his daily clinical work.

Design By Dentists[™]

Directa's products are developed, tested and evaluated by our elected team of highly-qualified and renowned Swedish and international dentists with the aim of making life easier for the dentist in his daily clinical work.

DIRECTA
directadental.com



DIRECTA AB
P.O. Box 723,
194 27 Upplands Väsby, SWEDEN
+46 8 506 505 75

DIRECTA Inc
54 Danbury Road Suite 348
Ridgefield, CT 06877, USA
203.439.9828

DIRECTA
directadental.com

All you need for a successful extraction!

Setting a new standard for atraumatic extraction, the new Luxator LX mechanical periosteal elevator offers improved safety, precision and access.

The addition of Luxator LX in the Luxator extraction instrument product range further enhances the outstanding selection of high quality extraction instruments from Directa.

Luxator® is a registered trademark owned by Directa.





Directa likes!



Preserved bone integrity and dramatically less trauma for your patients and their dentition

Luxator Periotomes are the preferred instruments for performing extractions.

These instruments were invented by a Swedish dentist to make extractions as trauma free as possible. He developed subtleties in the design that only a practicing dentist would appreciate. With an acclaimed, ergonomic handle Luxator instruments are discernibly different. The instruments are manufactured of high quality Swedish stainless steel.

Luxator Periotomes are specially designed periodontal ligament knives with fine tapering blades that compress the alveolar bone, cut the membrane and gently ease the tooth from its socket. The whole operation is performed with a minimum of tissue damage.

Luxator® is a registered trademark owned by Directa.

4 reasons to use Luxator® Periotome

#1

Ergonomic design

World acclaimed ergonomic design of the handle. Minimizes fatigue.

#2

Atraumatic extractions

The fine tapered blade compresses the alveolar bone and cuts the periodontal ligaments.

#3

Maximum tactility

The use of highest quality materials gives the instruments outstanding tactility.

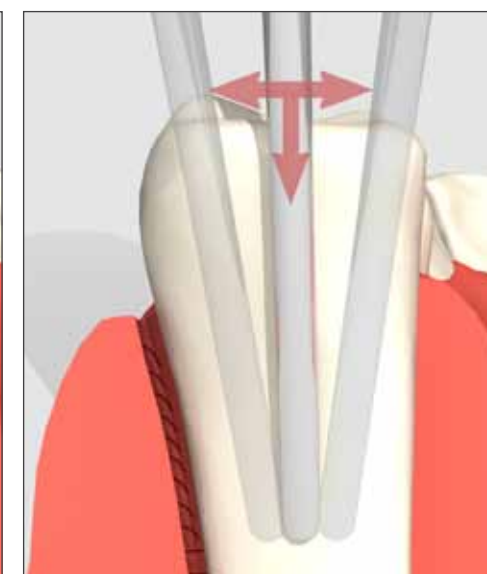
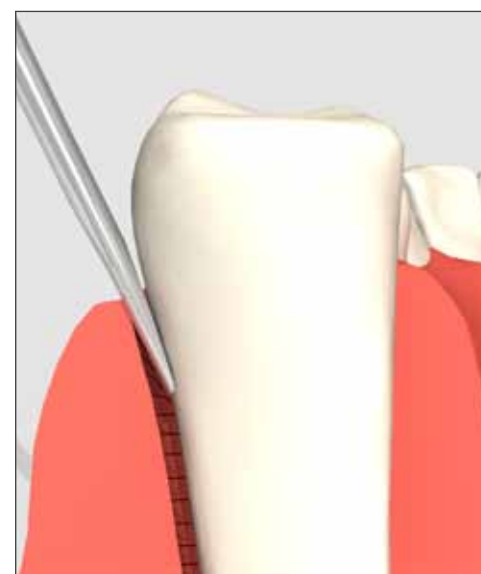
#4

Wide range of sizes and shapes

Unique variety of sizes and shapes enables users to find the ideal instrument for any extraction.



Technique





L3CA
Periotome
3 mm
Contra
Standard



L3IC
Periotome
3 mm
Inverted
Standard



L5C
Periotome
5 mm
Curved
Standard



L5S
Periotome
5 mm
Straight
Standard



L1S
Periotome
1 mm
Straight
Standard



L2S
Periotome
2 mm
Straight
Standard



L3S
Periotome
3 mm
Straight
Standard



L3C
Periotome
3 mm
Curved
Standard

Luxator® Periotome with Fixus1

Prod No		Product Description	Quantity
506353	L3CA	3mm, contra angle, dark blue	1 pc
506354	L3IC	3mm, inverted curved, light blue	1 pc
506343	L5C	5mm, curved blade, brown	1 pc
506342	L5S	5mm, straight blade, tan	1 pc

Luxator® Periotome with Fixus1

Prod No		Product Description	Quantity
506355	L1S	1mm, straight blade, green	1 pc
506352	L2S	2mm, straight blade, dark green	1 pc
506341	L3C	3mm, curved blade, black	1 pc
506340	L3S	3mm, straight blade, grey	1 pc
Kit			
506330	Kit L-K4	L3C, L3S, L5C, L5S, L10	4 pcs
506331	Kit L-K7	L2S, L3C, L3S, L3CA, L3IC, L5C, L5S, L10	7 pcs
506332	L-K VET	L1S, L2S, L3C, L3S, L3CA, L10	5 pcs
506399	L10	Sharpening Tool	1 pc

4 reasons to use Luxator® Short Periotome

#1

Ergonomic design

World acclaimed handle design. Minimizes fatigue. The 10mm shorter blade enables an optimal working position for smaller hands.



#2

Atraumatic extractions

The fine tapered blade compresses the alveolar bone and cuts the periodontal ligaments.



S2S Periotome
2 mm
Straight
Short

S3C Periotome
3 mm
Curved
Short

S3S Periotome
3mm
Straight
Short

S3CA Periotome
3 mm
Contra
Short

S5S Periotome
5 mm
Straight
Short

Luxator® Short Periotome with Fixus1

Prod No	Product Description		Quantity
506358	S2S	2mm, straight blade, dark green	1 pc
506359	S3C	3mm, curved blade, black	1 pc
506360	S3S	3mm, straight blade, grey	1 pc
506361	S3CA	3mm, contra angle, dark blue	1 pc
506362	S5S	5mm, straight blade, tan	1 pc
Kit			
506333	Kit SK4	S3C, S2S, S3S, S3CA, L10	4 pcs

#3

Maximum tactility

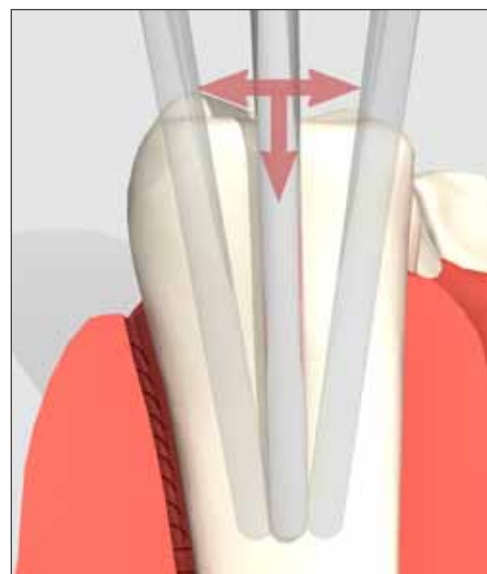
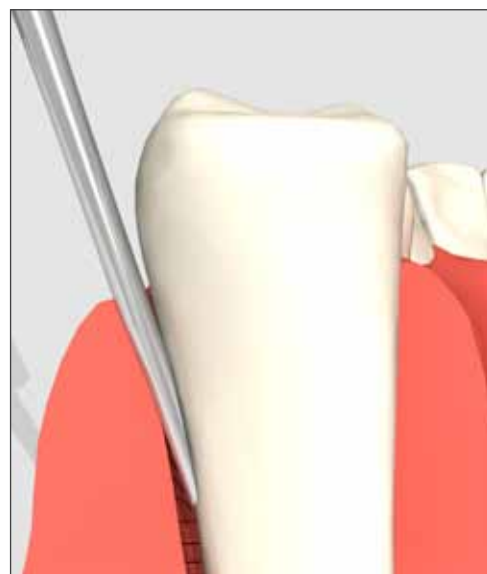
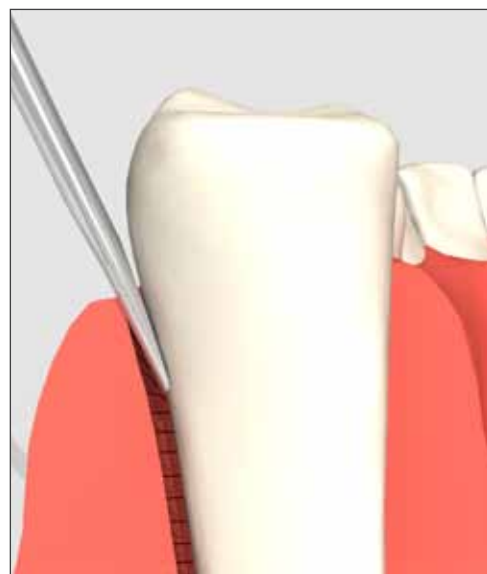
The use of highest quality material gives the instruments outstanding tactility.

#4

Wide range of sizes and shapes

Five sizes and shapes enable users to find the ideal instrument for any extraction.

Technique



4 reasons to use Luxator® Dual Edge

#1
Dual Edge
Integrated periotome and Luxator tip.

#3
Ideal for fractured teeth
Unique Dual Edge tip enables to find the root and margin and then start the luxating procedure.



#2
Safer insertion
The Dual Edge tip offers safer stepped insertion and reduces the risk of slipping.

#4
Perfect starter in difficult cases
The thin periotome part is ideal to use as a starter for difficult extractions.

Technique



DE3
Dual Edge
3/1.5 mm
Straight
Standard

DE5
Dual Edge
5/3 mm
Straight
Standard

Luxator Dual Edge Periotome Innovative Dual Purpose Tip

Integrated probing Luxator Periotome. Safer stepped insertion reduces the risk of slipping. Ideal for deeply fractured teeth and decayed roots. Available in 2 blade sizes. Sterilizable Fixus 1 case included.

Luxator® Dual Edge Periotome with Fixus 1

Prod No	Product Description	Quantity
506356	DE3 3mm/1,5mm, dual edge, grey	1 pc
506357	DE5 5mm/3mm, dual edge, brown	1 pc



Luxator® Periotome Titanium

Luxator Periotomes are specially designed periodontal ligament knives with fine tapering blades that compress the alveolar bone, cut the membrane and gently ease the tooth from its socket.

The new Luxator Periotome Titanium offers enhanced durability and extractions are performed with a minimum of tissue damage. The titanium coating lowers the friction with 43% compared with stainless steel and glides therefore easier into the socket. The new durable titanium coated tip does not require sharpening.

Directa likes!

4 reasons to use Luxator® Titanium

#1

Stays sharp

The durable titanium coating ensures that the instrument stays sharp.

#2

Low friction

The Titanium coating lowers the friction with 43% compared with stainless steel, thus easier to insert into the socket.

#3

Ergonomic Design

World acclaimed ergonomic design of the handle minimizes fatigue.

#4

Wide range of sizes and shapes

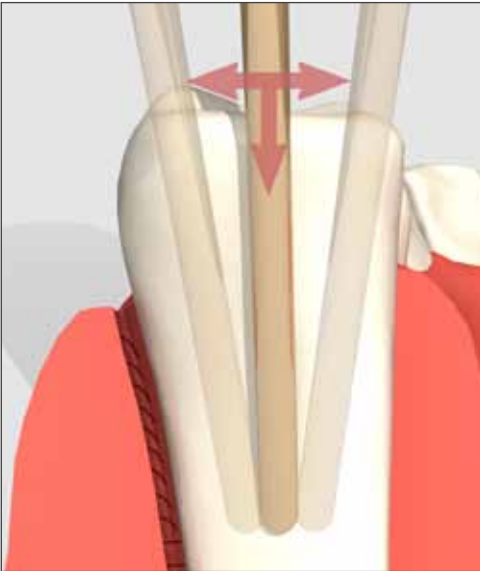
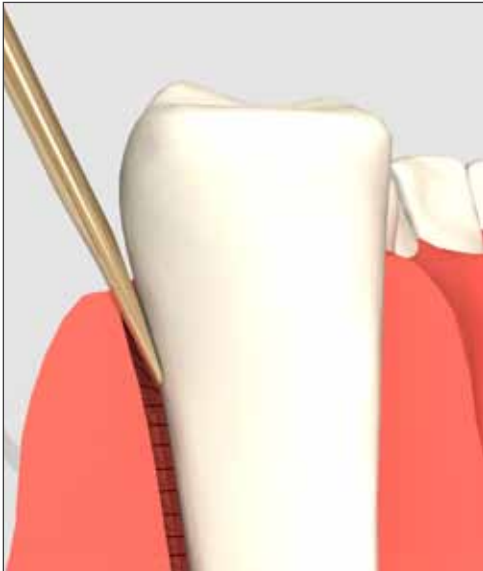
Unique variety of sizes and shapes enables users to find the ideal instrument for any extraction.



New!



Technique



Luxator® Periotome Titanium

The new Luxator Periotome Titanium offers enhanced durability. Extraction is performed with a minimum of tissue damage. Titanium coating - glides easier into the socket. The new durable titanium coated tip does not require sharpening.

Available in 4 blade sizes. Sterilizable Fixus 1 case included.

Luxator® is a registered trademark owned by Directa.

Luxator® Periotome Titanium with Fixus 1

Prod No	Product Description		Quantity
506433	L3STIN	3mm, titanium straight blade, grey	1 pc
506434	L2STIN	2mm, titanium straight blade, green	1 pc
506435	DE3TIN	3mm/1,5mm, titanium dual edge, grey	1 pc
506436	L3ATIN	3mm, titanium angled blade, lilac	1 pc

4 reasons to use Luxator® Forte Elevator

#1 Ergonomic Design

World acclaimed handle. Ergonomic design. Minimizes fatigue.



#2 Thin, yet strong

The use of highest quality materials allows the tip to be very thin without its strenght thus offering better access.

#3 Cornered tip design

The unique cornered design grasps the crown or root for safe and controlled elevations.

#4 Maximum tactility

Highest quality materials for instruments with outstanding tactility.

Technique

*The perfect match to Luxator Periostome to end a successful extraction!
/Directa*



F25 Forte
2.5 mm
Straight
Standard



F32 Forte
3.25 mm
Straight
Standard



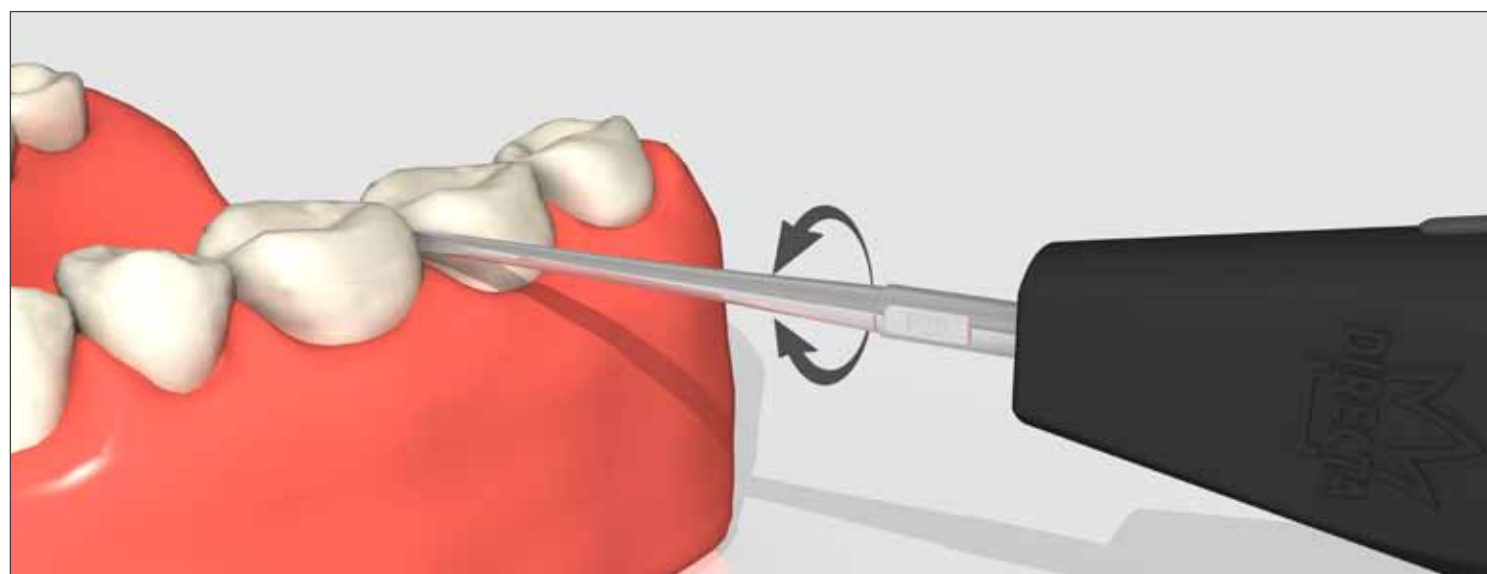
F40 Forte
4 mm
Straight
Standard

Luxator Forte Elevator Ergonomic & Strong

Incorporates the world acclaimed ergonomic handle and a cornered, rigid tip that enables elevation of roots without risk of damaging the instrument. The unique cornered tip design grasps dentine or root cementum for controlled and safer tooth elevation. Available in 3 blade sizes. Sterilizable Fixus 1 case included.

Luxator® Forte Elevator with Fixus 1

Prod No		Product Description	Quantity
506370	F25	2,5 mm, straight blade, Green	1 pc
506371	F32	3,2 mm, straight blade, Grey	1 pc
506372	F40	4,0 mm, straight blade, Light Brown	1 pc



4 reasons to use Luxator® RootPicker

#1 Rigid and slim

Designed to offer a strong grip with a slim design that is easy to insert into the alveolus.

#2 Unique design

Ideal for handling components used in surgery, such as implant accessories.

#3 Four corner grip

Provides an excellent grip on root tips.

#4 Straight or Angled

For best access.

Technique



Luxator® RootPicker grips debris after extraction

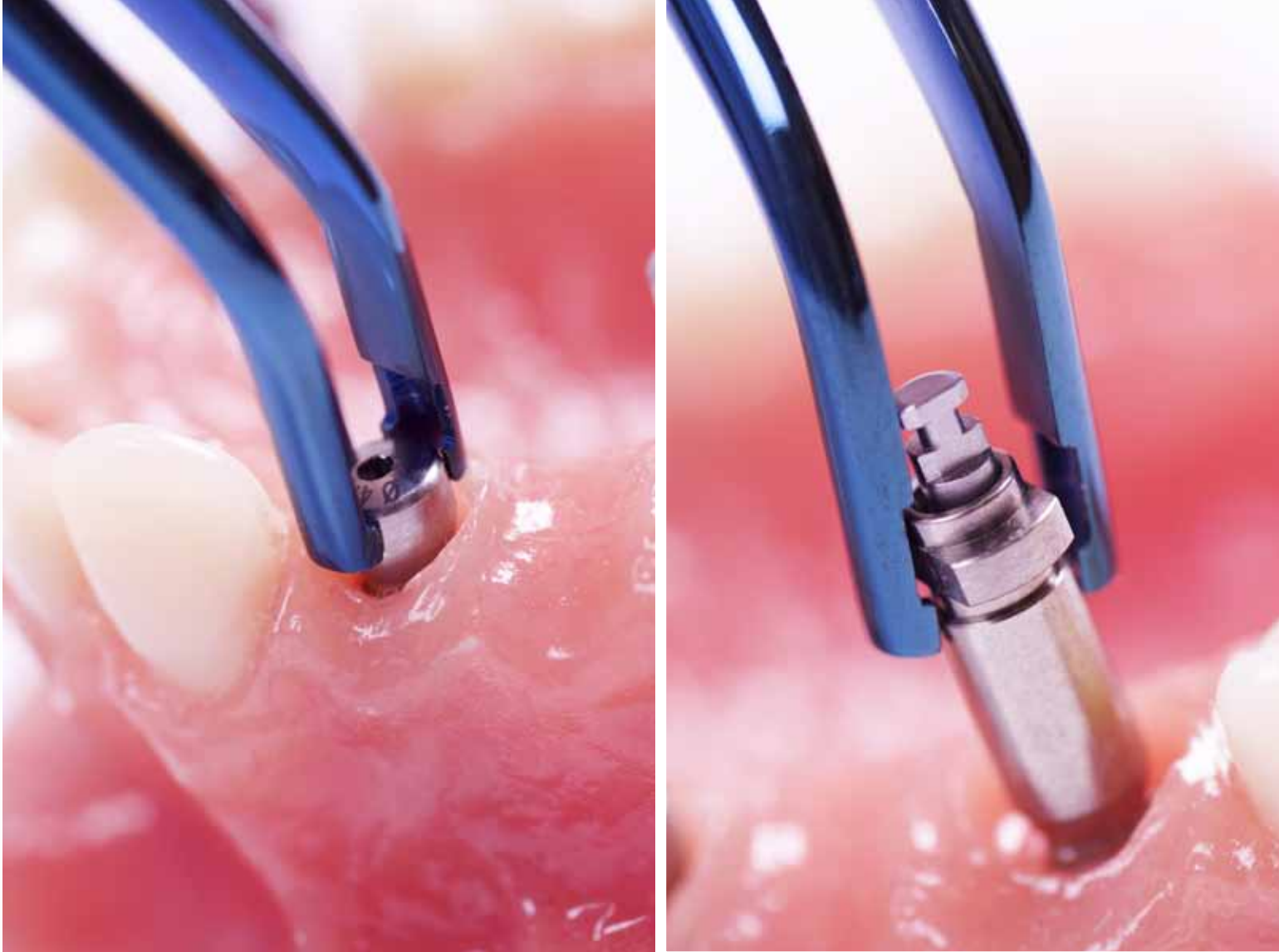

During extractions annoying tooth fragments or loose root tips remain attached to the periodontal ligament. These pieces are very small and slippery, making it difficult to grip them with ordinary tweezers or forceps. RootPicker instruments address these problems with the necessary properties to complete the extraction successfully.

Luxator RootPicker is a short and rigid instrument that makes it easy to insert into the alveolus. The cleverly designed tip provides a sure grip on the debris.

Their straight and angled tips make them ideal for use in the anterior area as well as in the posterior maxillary and mandibular areas.

Luxator® RootPicker

Prod No	Product Description	Quantity
506450	Straight RootPicker	1 pc
506451	Angled RootPicker	1 pc
Kit		
506452	Kit K2 1 Straight + 1 Angled RootPicker	2 pcs



Luxator® RootPicker grips implantology components

RootPicker also provides excellent grip for the various components used in surgery such as healing abutments, parallelism indicators, screwdrivers and posts for immediate prosthesis.

Their straight and angled tips make them ideal for use in the anterior area as well as in the posterior maxillary and mandibular areas.

Luxator® RootPicker

Prod No	Product Description	Quantity
506450	Straight RootPicker	1 pc
506451	Angled RootPicker	1 pc
Kit		
506452	Kit K2 1 straight+1 angled RootPicker	2 pcs



Luxator® LX **Mechanical Periosteal Elevator**

Setting a new standard for trauma free extraction, the new Luxator LX mechanical periosteal elevator offers improved safety, precision and access.

Optimal access - quicker extractions and minimal tissue damage
Reciprocating tip in a vertical direction - secure cutting of the fibers in a patient friendly way
Self directing tip - allows the Periosteal Elevator tip to follow the root surface, reducing the risk of bone damage
Pre-extraction procedure - will only cut when under pressure, no risk of slipping
Titanium coated tip - durable tip that will remain sharp

Luxator® LX

Design by Dentists™

clinical innovations awards 2014 Winner

RATING
4.0

Dental PRODUCT SHOPPER
RECOMMENDED
2014



4 reasons to use Luxator® LX

#1 Optimal access

Undisputable access in hard to reach areas.

#3 Vertical reciprocating tip

Enables safe cutting of the periodontal ligaments.

#2 Atraumatic extractions

Minimal risk of tissue damage.
Fast recovery for the patient.
Facilitates direct placement of implants.

#4 Self directing tip

Allows the periotome to follow the root surface and reduce the risk of bone damage.

Technique





(3:1) LX2L

Long, width 2 mm

(3:1) LX3L

Long, width 3 mm

Luxator® LX Periotome Tips

LX2S	Short	length 15 mm,	width 2 mm	
LX3S	Short	length 15 mm	width 3 mm	
LX2L	Long	length 19 mm	width 2 mm	(see picture)
LX3L	Long	length 19 mm	width 3 mm	(see picture)

The Periotome tips are made of titanium coated stainless steel. Do not sharpen.

Luxator® LX handpiece

- Standard E-fitting
- Anodized aluminium
- Recommended speed 1000-4000 rpm (low speed)
- Maximum speed 4000 rpm
- Axial stroke

How to use

1. X-ray
2. Plan the extraction considering separation (recommended) of multiple root.
Use a probe to find the weak point in the sulcus around the root.
3. Mount the handpiece on the standard connection, adjusted to 1000-4000 rpm.
4. Internal water or spray shall be turned off.
5. Start using 2mm tip, short or long. (Observe, no interference with opposite jaw due to risk of vibrations.)
6. Test drive and check tip is correctly inserted before insertion into oral cavity.
7. Let the tip work itself down in the periodontal pocket all around the root. Start in the weak point.
8. Change to 3mm tip if needed.
9. If needed, continue the extraction using manual extraction instruments (e.g. Luxator Periotome/Luxator Forte or a forceps).

Caution

Do not exceed 4000 rpm. Exceeding could cause discomfort in terms of vibrations to both patient and/or operator.

Luxator® LX Mechanical Periotome

Prod No	Product Description	Quantity
506443	Luxator LX Starter Kit 2 Periotome Tips Short 2mm & 3mm, 2 Periotome Tips Long 2mm & 3mm, tip holder & plunger)	1 pc
506446	Luxator LX Handpiece	1 pc
506441	Periotome Tip LX3S Short 3mm	1 pc
506442	Periotome Tip LX3L Long 3mm	1 pc
506444	Periotome Tip LX2S Short 2mm	1 pc
506445	Periotome Tip LX2L Long 2mm	1 pc





Clinical Case

More Clinical cases on Directa's webpage



Insert the Periotome Tip into the handpiece, starting with 2mm tip.



Activate the mechanical periotome and luxate at a low speed (2000 - 4000 rpm).



Let the Periotome Tip work around the tooth to cut the periodontal fibers. Press firmly and follow the surface of the root.



Use a Luxator Forte to judge the actual status of the luxation. If necessary continue with Luxator LX. If entering is hard, try to get an access point with a Luxator Periotome and then continue the luxation work with Luxator LX.



Remove the tooth with ordinary forceps or Luxator RootPicker.



Successful extraction with minimal tissue damage.

Product Numbers

Luxator® Periotome with Fixus1

Prod No	Product Description		Quantity
506355	L1S	1mm, straight blade, green	1 pc
506352	L2S	2mm, straight blade, dark green	1 pc
506341	L3C	3mm, curved blade, black	1 pc
506340	L3S	3mm, straight blade, grey	1 pc
506353	L3CA	3mm, contra angle, dark blue	1 pc
506354	L3IC	3mm, inverted curved, light blue	1 pc
506343	L5C	5mm, curved blade, brown	1 pc
506342	L5S	5mm, straight blade, tan	1 pc
506399	L10	Sharpening Tool	1 pc
506330	Kit L-K4	L3C, L3S, L5C, L5S, L10	4 pcs
506331	Kit L-K7	L2S, L3C, L3S, L3CA, L3IC, L5C, L5S, L10	7 pcs
506332	L-K VET	L1S, L2S, L3C, L3S, L3CA, L10	5 pcs

Luxator® Short Periotome with Fixus1

Prod No	Product Description		Quantity
506333	Kit SK4	S3C, S2S, S3S, S3CA, L10	4 pcs
506358	S2S	2mm, straight blade, dark green	1 pc
506359	S3C	3mm, curved blade, black	1 pc
506360	S3S	3mm, straight blade, grey	1 pc
506361	S3CA	3mm, contra angle, dark blue	1 pc
506362	S5S	5mm, straight blade, tan	1 pc

Luxator® Periotome Titanium with Fixus 1

Prod No	Product Description		Quantity
506433	L3STiN	3mm, titanium straight blade, grey	1 pc
506434	L2STiN	2mm, titanium straight blade, green	1 pc
506435	DE3TiN	3mm/1,5mm, titanium dual edge, grey	1 pc
506436	L3ATiN	3mm, titanium angled blade, lilac	1 pc

Luxator® Dual Edge Periotome with Fixus 1

Prod No	Product Description		Quantity
506356	DE3	3mm/1,5mm, dual edge, grey	1 pc
506357	DE5	5mm/3mm, dual edge, brown	1 pc

Luxator® RootPicker

Prod No	Product Description		Quantity
506452	Kit K2	1 straight+1 angled RootPicker	2 pcs
506450		Straight RootPicker	1 pc
506451		Angled RootPicker	1 pc

Luxator® LX Mechanical Periotome

Prod No	Product Description		Quantity
506443	Luxator LX Starter Kit (1 Handpiece, 2 Periotome Tips Short 2mm & 3mm, 2 Periotome Tips Long 2mm & 3mm, tip holder & plunger)		1 pc
506446	Luxator LX Handpiece		1 pc
506441	Periotome Tip LX3S Short 3mm		1 pc
506442	Periotome Tip LX3L Long 3mm		1 pc
506444	Periotome Tip LX2S Short 2mm		1 pc
506445	Periotome Tip LX2L Long 2mm		1 pc

