



SEAL•SAFE



CONTA
GUARD

Protects against
needle-stick injury

CONTA-GUARD™ EFFICIENT SAFEGUARD AGAINST NEEDLE-STICK INJURIES!



CONTA-GUARD™
Art.no. 2200

Recapping-stand for
CONTA-GUARD™
system art. no. 2220.

THE RISK of transmission of blood-borne diseases from used (contaminated) injection needles is a hot topic, not only in dentistry.

It is now a legal requirement for dentists in many countries, that an effective form of precaution (protection) must be used to eliminate the risk of needle-stick injuries from handling used injection needles.

CONTA-GUARD™ is a plastic-laminated disposable guard shield which, when placed on the needle-sheath, can effectively protect against needle-stick injuries.

Once the used needle has been safely replaced “re-capped” in the needle-sheath, the needle can be safely unscrewed by hand from the syringe. It is then sealed by folding the self-adhesive CONTA-GUARD™ around the needle and the needle-sheath.

The contaminated needle is now permanently insulated and sealed, ensuring safe further handling on its way to the sharps container, preventing both accidental needle-stick injuries and unintended re-use of the needle.

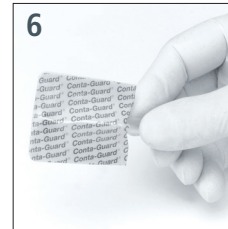
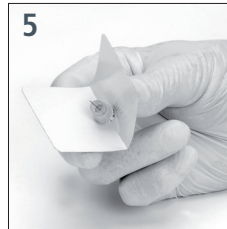
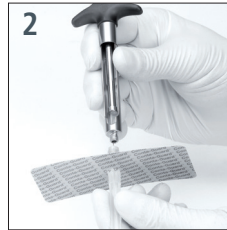

Protection for yourself and your practice team.

NO UNPROTECTED HANDLING OF THE NEEDLE AFTER USE!

CONTA-GUARD™ STEP BY STEP

HOW TO USE 1-3

- 1 Remove the protective-film from the CONTA-GUARD™ shield. Place the CONTA-GUARD™, with the adhesive side facing up, on the top of the recapping-stand and push the sealed needle through the star shaped opening in the center of the CONTA-GUARD™ shield.
- 2 Screw the needle onto the syringe (with the CONTA-GUARD™ in place on the needle-sheath).
- 3 To give the injection, uncap the needle and place the needle-sheath with the CONTA-GUARD™, back into the recapping-stand.



HOW TO USE 4-6

- 4 After the injection, the needle can be safely replaced and “re-capped” in the needle-sheath held in the recapping-stand. The needle can now be unscrewed by hand from the syringe, without risk of a needle-stick injury.
- 5 By folding the CONTA-GUARD™ closely together around the needle-sheath and needle, the contaminated needle is permanently sealed and safety-protected, preventing both accidental needle-stick injuries and unintended reuse.
- 6

CONTA-GUARD™

The effective and easy-to-use protection against accidental needlestick injuries, that can be easily integrated into any dental practice
– for the protection of you and your personnel.

SEAL•SAFE

www.ronvig.com

CE | ART. NO. 2200 CONTA-GUARD™ PACKED IN BOXES OF 200 PCS.
ART. NO. 2220 CONTA-GUARD™ RECAPPING-STAND.

Manufactured in Denmark by

 **RONVIG** Dental Mfg. A/S

| Gl. Vejlevej 59 . DK-8721 Daugaard
Tlf: +45 70 23 34 11. Fax: +45 76 74 07 98
email: export@ronvig.com. www.ronvig.com

